



General D

General Door Hardware





Mortice Locks



Barrel Bolts



Flush Pulls



Door Accessories



Hooks



Garage Door Lock

A range of general door hardware suitable for most door applications

The Lockwood range of general door hardware includes mortice locks, bolts, pulls, door accessories, hooks, toilet partition fittings and garage door locks.

Contents

Description	Page
Mortice Locks	4
Flush Bolts	6
Barrel Bolts	7
Flush Pulls	8
Door Accessories	9
Toilet Partition Fittings	12
Hooks	13
Garage Door Lock	15

Mortice Locks

L1700 Narrow Rebated Mortice Lock

Features & Specifications

30 mm backset.

12 mm rebate.

Zinc machine cast case, follower, faceplate, strike and deadbolt.

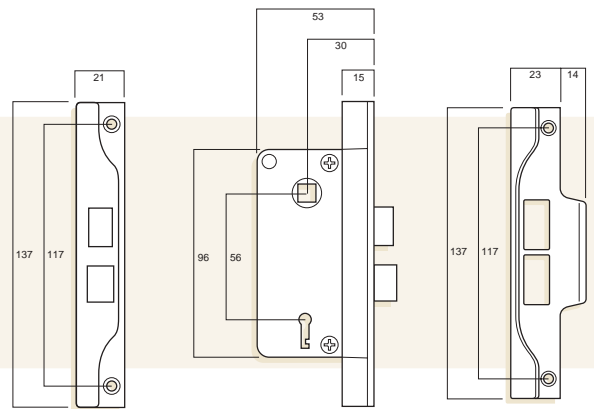
Reversible brass latch bolt.

6 key changes.

Display packed with fixing screws and two bit keys.

Key Blanks

1700-1-V14BBZ to 1700-6-V14BBZ



Ordering Procedure

Product	Backset	Finishes	Packaging	Part No
L1700	30 mm	Bright Chrome	Display pack	L1700CPDP
		Florentine Bronze	Display pack	L1700FBDP
		Polished Brass Plate	Display pack	L1700PBDP
		Satin Chrome	Display pack	L1700SCDP

L1701 Narrow Mortice Lock

Features & Specifications

30 mm backset.

Zinc machine cast case, follower, faceplate and deadbolt.

Stainless steel strike.

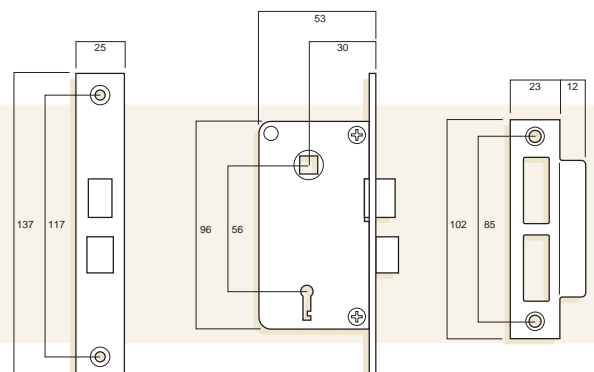
Reversible brass latch bolt.

6 key changes.

Display packed with fixing screws and two bit keys.

Key Blanks

1700-1-V14BBZ to 1700-6-V14BBZ.



Ordering Procedure

Product	Backset	Finishes	Packaging	Part No
L1701	30 mm	Bright Chrome	Display pack	L1701CPDP
		Florentine Bronze	Display pack	L1701FBDP
		Polished Brass Plate	Display pack	L1701PBDP
		Satin Chrome	Display pack	L1701SCDP

General Door Hardware

Mortice Locks (continued)

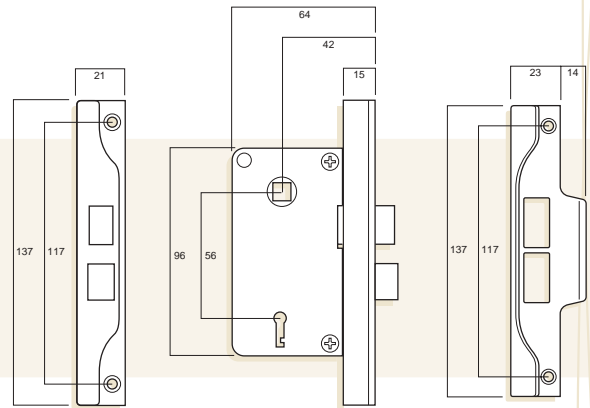
L1702 Rebated Mortice Lock

Features & Specifications

- 42 mm backset.
- Zinc machine cast case, follower, faceplate, strike and deadbolt.
- Reversible brass latch bolt.
- 6 key changes.
- Display packed with fixing screws and two bit keys.

Key Blanks

1700-1-V14BBZ to 1700-6-V14BBZ.



Ordering Procedure

Product	Backset	Finishes	Packaging	Part No
L1702	42 mm	Bright Chrome	Display pack	L1702CPDP
		Florentine Bronze	Display pack	L1700FBDP
		Polished Brass Plate	Display pack	L1702PBPDP
		Satin Chrome	Display pack	L1702SCDP

Flush Bolts

Application

Designed for timber doors.

Features & Specifications

L842

Designed for use on small timber doors and cupboards, the L842 is a flush mounted bolt incorporating a slide action to throw or withdraw the bolt.

Available in 100 mm length.

L841 & L840

The L841 and L840 are flush mounted bolts incorporating a toggle action to throw or withdraw the bolt. Available in 150 or 200 mm lengths, dimension A (nominal length).

843

843 mm body with bolt extending to 600 mm overall, using a 6.5 mm diameter steel threaded rod, brass tip and lock nuts.

Materials

Zinc alloy casting.

Packaging

Individually display packed, complete with fixing screws.

Bolt Throw

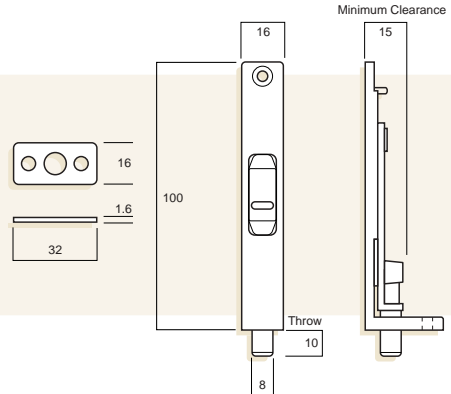
L841, L840, 843 Toggle Action.

L842 Slide Action.



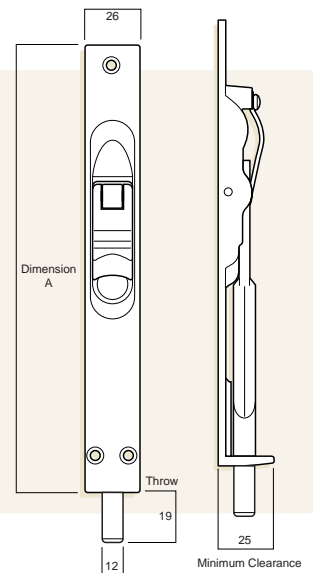
Ordering Procedure

Product	Bolt Throw	Length	Finishes	Packaging	Part No
L842	Slide Action	100 mm	Bright Chrome	Display pack	L842CPDP
			Florentine Bronze	Display pack	L842FBDP
			Polished Brass	Display pack	L842PBPD
			Satin Chrome	Display pack	L842SCDP



Ordering Procedure

Product	Bolt Throw	Length	Finishes	Packaging	Part No
L841	Toggle Action	150 mm	Bright Chrome	Display pack	L841CPDP
			Polished Brass	Display pack	L841PBPD
			Satin Chrome	Display pack	L841SCDP
L840	Toggle Action	200 mm	Bright Chrome	Display pack	L840CPDP
			Polished Brass	Display pack	L840PBPD
			Satin Chrome	Display pack	L840SCDP
843	Toggle Action	600 mm	Polished Brass	Trade pack	843x600 PB
			Satin Chrome Plate	Trade pack	843x600 SCP



General Door Hardware

Barrel Bolts

Features & Specifications

Brass barrel bolts.

Available in four lengths: 75, 100, 150 and 200 mm.

Visible fixing.

Individually display packed, complete with fixing screws.



Ordering Procedure

Product	Length	Finishes	Packaging	Part No	
L333	75 mm	Bright Chrome	Display pack	L333 – 75CPDP	
		Polished Brass	Display pack	L333 – 75PBDP	
		Satin Chrome	Display pack	L333 – 75SCDP	
	100 mm	Bright Chrome	Display pack	L333 – 100CDDP	
		Florentine Bronze	Display pack	L333 – 100FBDP	
		Polished Brass	Display pack	L333 – 100PBDP	
		Satin Chrome	Display pack	L333 – 100SCDP	
	150 mm	Bright Chrome	Display pack	L333 – 150CPDP	
		Polished Brass	Display pack	L333 – 150PBDP	
		Satin Chrome	Display pack	L333 – 150SCDP	
	200 mm	Bright Chrome	Display pack	L333 – 200CPDP	
		Florentine Bronze	Display pack	L333 – 200FBDP	
		Satin Chrome	Display pack	L333 – 200SCDP	

Flush Pulls

Features & Specifications

Zinc alloy cast flush pulls.

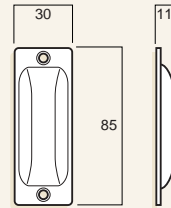
Available in a range of sizes and finishes.

Display packed, complete with fixing screws.



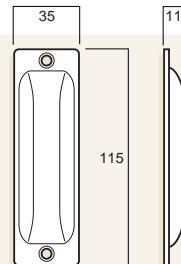
Ordering Procedure

Product	Dimensions	Finishes	Packaging	Part No
L609	85 x 30 mm	Chrome	Display pack	L609CPDP
		Florentine Bronze	Display pack	L609FBDP
		Polished Brass Plate	Display pack	L609PBPD
		Satin Chrome	Display pack	L609SCDP



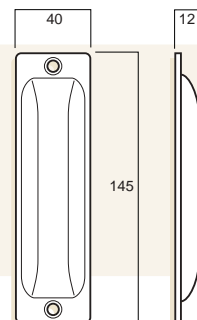
Ordering Procedure

Product	Dimensions	Finishes	Packaging	Part No
L611	115 x 35 mm	Chrome	Display pack	L611CPDP
		Florentine Bronze	Display pack	L611FBDP
		Polished Brass Plate	Display pack	L611PBPD
		Satin Chrome	Display pack	L611SCDP



Ordering Procedure

Product	Dimensions	Finishes	Packaging	Part No
L610	145 x 40 mm	Chrome	Display pack	L610CPDP
		Florentine Bronze	Display pack	L610FBDP
		Polished Brass Plate	Display pack	L610PBPD
		Satin Chrome	Display pack	L610SCDP



General Door Hardware

Domestic Door Furniture

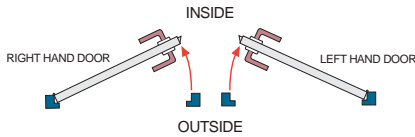
A range of door furniture for use with mortice locks and tubular latches, having a 7.5 mm square spindle and a minimum backset of 30 mm. Available in the L392 Series Lock Furniture, L393 Series Latch Furniture and L395 Privacy Furniture.

Features & Specifications

Spring loaded lever handles.
Zinc alloy cast lever handles and plates.
Display packed with fixing screws and spindle.

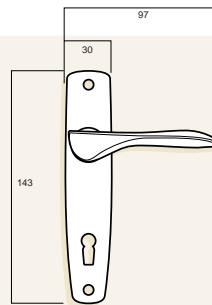
Handing

Applies to privacy function only.



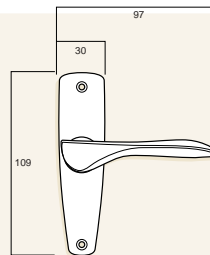
Lock Furniture 392 Series

Product	Function	Finishes	Packaging	Part No
L392	Lock	Chrome	Display pack	L392CPDP
		Satin Chrome	Display pack	L392SCDP



Latch Furniture 393 Series

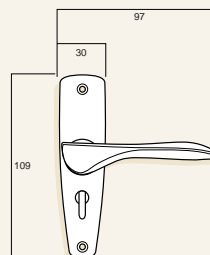
Product	Function	Finishes	Packaging	Part No
L393	Latch	Chrome	Display pack	L393CPDP
		Satin Chrome	Display pack	L393SCDP



Privacy Furniture 395 Series

Privacy function with external safety release, handed.

Product	Function	Finishes	Packaging	Part No
To suit left hand door				
L395LH	Privacy	Chrome	Display pack	L395LHCPDP
		Satin Chrome	Display pack	L395LHSCDP
To suit right hand door				
L395RH	Privacy	Chrome	Display pack	L395RHCPDP
		Satin Chrome	Display pack	L395RHSCDP



General Door Hardware

Door Stop

Flexible door stop, comprising coil spring pillar, nylon base and buffer.
Display packed, complete with fixing screws.

Product	Finishes	Packaging	Part No
L856Z	Zinc Plated	Display pack	L856ZPDP



140 Door Chain Lock – Key Operated

Provides the security of a door chain plus the convenience of entry from outside by key.

Features & Specifications

Housing & Slide

Diecast zinc.

Mechanism

5 disc tumbler.

Chain

Hardened steel.

Keying

Individually keyed.

Ordering Procedure

Product	Finishes	Packaging	Part No
140	Bright Chrome	Display pack	140CPDP
	Polished Brass	Display pack	140PBDP



150 Door – Chain & Bolt

A strong, secure combination of door chain and bolt.

Features & Specifications

Housing and Strike

Diecast zinc.

Bolt

Hardened steel.

Chain

Hardened steel.

Ordering Procedure

Product	Finishes	Packaging	Part No
150	Bright Chrome	Display pack	150CPDP
	Polished Brass	Display pack	150PBDP



General Door Hardware

Security Door View – Glass Lens

The 160 Security door viewer has a glass lens and has been tested to 4 hours on fire door assemblies in accordance with Australian Standard AS 1905.1: Fire Resistant Doorsets.



Optical glass lens gives a clear 160° angle view.

Features & Specifications

Body

Brass.

Door Thickness

32 to 51 mm.

Ordering Procedure

Product	Finishes	Packaging	Part No
160	Bright Chrome	Display pack	160CPDP
	Polished Brass	Display pack	160PBDP



Handles

Cast Brass Handle

Cast brass handle, visible fixing.

Display packed, complete with fixing screws.

Ordering Procedure

Product	Length	Finishes	Packaging	Part No
L9-150	150 mm	Chrome	Display pack	L9-150CPDP
		Florentine Bronze	Display pack	L9-150FBDP
		Satin Chrome	Display pack	L9-150SCDP



Extruded Brass Handle

Extruded brass handles, concealed fixing.

Display packed, complete with fixing screws.

Ordering Procedure

Product	Finishes	Packaging	Part No
L70	Chrome	Display pack	L70CPDP
	Florentine Bronze	Display pack	L70FBDP
	Satin Chrome	Display pack	L70SCDP



Toilet Partition Fittings

Surface-Mounted Toilet Bolts

Easy to install, surface-mounted toilet bolts with indicator to denote whether room is occupied or vacant. Available with slotted button or with safety release turn.

Materials

Zinc alloy castings, display packed with fixing screws.



Ordering Procedure

Surface-mounted bolt and indicator.

Product	Feature	Finishes	Packaging	Part No
L547-548	Slotted button	Chrome	Display pack	L547-548CPDP
	Slotted button	Florentine Bronze	Display pack	L547-548FBDP
	Slotted button	Satin Chrome	Display pack	L547-548SCDP



Surface-mounted bolt and indicator with safety release.

Product	Feature	Finishes	Packaging	Part No
L547-549	Safety release turn	Chrome	Display pack	L547-549CPDP
	Safety release turn	Satin Chrome	Display pack	L547-549SCDP



Handrail Bracket

Zinc alloy casting, visible three screw fixing to wall. Display packed, complete with fixing screws.

Product	Finishes	Packaging	Part No
L832	Chrome	Display pack	L832CPDP
	Florentine Bronze	Display pack	L832FBDP
	Polished Brass Plate	Display pack	L832PBPD
	Satin Chrome	Display pack	L832SCDP



General Door Hardware

Hooks

Cabin Hook

Cast brass hook and eye, available in three lengths and a range of finishes.

Available Finishes

Individually display packed, complete with fixing screws.



Ordering Procedure

Product	Length	Finishes	Packaging	Part No
L829-75	75 mm	Florentine Bronze	Display pack	L829-75FBDP
		Mid Chrome Plate	Display pack	L829-75MCPDP
		Polished Brass	Display pack	L829-75PBDP
L829-100	100 mm	Florentine Bronze	Display pack	L829-100FBDP
		Mid Chrome Plate	Display pack	L829-100MCPDP
		Polished Brass	Display pack	L829-100PBDP
L829-150	150 mm	Florentine Bronze	Display pack	L829-150FBDP
		Mid Chrome Plate	Display pack	L829-150MCPDP
		Polished Brass	Display pack	L829-150PBDP

L45 Hat & Coat Hook

Zinc alloy castings, individually display packed, complete with fixing screws.

Product	Finishes	Packaging	Part No
L45	Chrome	Display pack	L45CPDP
	Florentine Bronze	Display pack	L45FBDP
	Satin Chrome	Display pack	L45SCDP



L432 Door Bumper & Hook

Zinc alloy castings with nylon cushion tip. Individually display packed, complete with fixing screws.

Product	Finishes	Packaging	Part No
L432	Chrome	Display pack	L432CPDP
	Florentine Bronze	Display pack	L432FBDP
	Satin Chrome	Display pack	L432SCDP



L1310 Combined Hat & Coat Hook

Zinc alloy castings, individually display packed, complete with fixing screws.

Product	Finishes	Packaging	Part No
L1310	Chrome	Display pack	L1310CPDP
	Florentine Bronze	Display pack	L1310FBDP
	Satin Chrome	Display pack	L1310SCDP



Hooks (continued)

L1320 Combined Hat & Coat Hook

Zinc alloy castings, individually display packed, complete with fixing screws.

Product	Finishes	Packaging	Part No
L1320	Chrome	Display pack	L1320CPDP
	Satin Chrome	Display pack	L1320SCDP



L94 Robe Hook

Zinc alloy castings, individually display packed, complete with fixing screws.

Product	Finishes	Packaging	Part No
L94	Chrome	Display pack	L94CPDP
	Florentine Bronze	Display pack	L94FBDP
	Satin Chrome	Display pack	L94SCDP



L825 Robe Hook

Brass casting, individually display packed, complete with fixing screws.

Product	Finishes	Packaging	Part No
L825	Chrome	Display pack	L825CPDP
	Polished Brass	Display pack	L825PBDP
	Satin Chrome	Display pack	L825SCDP



General Door Hardware

Garage Door Lock

8474 5 Pin Tumbler Mechanism

Garage door lock featuring lever action. Supplied with polythene washer to fit between rose and door surface.

Features & Specifications

Lever Handle & Rose

High purity zinc alloy.

Spindle

8 mm square steel, 108 mm projection from face of rose.

Cylinder

5 pin tumbler mechanism. Brass cylinder and brass barrel.

Keying

Standard Keying

Supplied individually keyed with two keys per lock.

78,000 key combinations.

Key blank KB2015P.

Special Keying

Can be keyed alike, master keyed, grand master keyed, maison keyed or construction keyed in Lockwood security keying systems.



Ordering Procedure

Product	Finish	Packaging	Part No
8474	Bright Chrome	Trade pack	8474



Visit us at: www.lockwoodsecurity.com.au

Sales Offices & Authorised Agents

Victoria – Head Office

50 Edward Street
Oakleigh Vic. 3166
Telephone (03) 8574 3888
Facsimile (03) 8574 3788

Queensland South

450 Sherwood Road
Sherwood Qld 4075
Telephone (07) 3373 5200
Facsimile (07) 3373 5256

Queensland North

Ralph Buck Agencies
15 Mackley Street
Garbutt Qld 4814
Telephone (07) 4779 0177
Facsimile (07) 4775 1480

New South Wales

Unit 7, 192 Kingsgrove Road
Kingsgrove NSW 2208
Telephone (02) 9554 4011
Facsimile (02) 9554 3772

South Australia

182 Magill Road
Norwood SA 5067
Telephone (08) 8364 1930
Facsimile (08) 8364 1931

Western Australia

45 Gladstone Street
East Perth WA 6004
Telephone (08) 9227 9588
Facsimile (08) 9227 8913

Tasmania

23 Antill Street
South Hobart Tas. 7000
Telephone (03) 6223 5404
Facsimile (03) 6224 0435

New Zealand

9B Mahunga Drive
Mangere Bridge
Auckland New Zealand
Telephone (09) 634 5590
Facsimile (09) 634 5589

Manufacturing Plants



Victoria
50 Edward Street
Oakleigh Vic. 3166
Telephone (03) 8574 3888
Facsimile (03) 8574 3788



Queensland
450 Sherwood Road
Sherwood Qld 4075
Telephone (07) 3373 5200
Facsimile (07) 3373 5256

Export Department

50 Edward Street
Oakleigh Vic. 3166
Telephone +61 (0)3 8574 3888
Facsimile +61 (0)3 8574 3700

Asian Offices

ASSA ABLOY – Malaysia
ASSA ABLOY – Singapore
ASSA ABLOY – Thailand
ASSA ABLOY – Hong Kong
ASSA ABLOY – Shanghai
ASSA ABLOY – Beijing
Contact the Export Department, Australia for details.

Worldwide Distributors

Contact the Export Department, Australia for details.

Visit Our Website



www.lockweb.com.au



Lockwood Guarantee

Lockwood Security Products Pty Limited ("Lockwood") guarantees its products against defects in workmanship and materials. If within the normal working life of a product it is found to be defective, Lockwood will supply the same or an equivalent product free of charge.

All electrical components used in our products are guaranteed for a period of five years from the date of manufacture. Lockwood however, assumes no liability under this guarantee for the following:

1. Improper installation or failure to follow fitting instructions.
2. Failure due to improper maintenance or fair wear and tear.
3. Indirect or consequential loss or damage.
4. Cost of removal and/or replacement.

5. Cost of freight and/or travelling time.
 6. The plated finishes, Florentine Bronze, Architectural Bronze, Polished Brass, Gold and Satin Brass are classified as soft finishes. As deterioration is possible under some climatic conditions, these finishes are excluded from this guarantee.
 7. Any modification to a product as supplied, or repairs, unless authorised by Lockwood.
 8. Use of replacement parts other than authorised parts.
 9. Malfunction or failure of the product due to the use of non-genuine Lockwood parts.
- Nothing in the Lockwood guarantee excludes, restricts or modifies any condition, warranty, right or liability implied or protected by law where to do so would render the Guarantee, or any part of it, void.

